

Report for: Corporate Parent Advisory Committee: October 2023

Item number:

Title: Performance for Quarter 1 2022/24 with updates to August 2023

Report

Authorised by: Director Children's Services Ann Graham

Lead Officer: Richard Hutton, Performance and Business Intelligence
richard.hutton@haringey.gov.uk

Ward(s) affected: All

Report for Key/

Non Key Decision: Non key

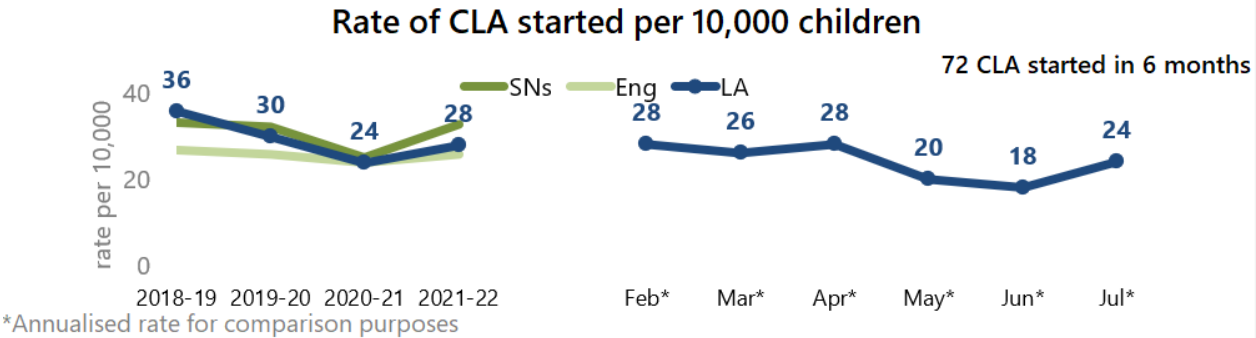
1. Introduction

- 1.1. This report provides an analysis of the performance data and trends for an agreed set of measures relating to looked after children on behalf of the Corporate Parenting Advisory Committee.
- 1.2. Section 2 contains performance highlights and key messages identifying areas of improvement and areas for focus. It provides an overall assessment relating to Children in Care so that Members can assess progress in key areas within the context of the Local Authority's role as Corporate Parent.
- 1.3. The report covers the First quarter of the year 2023/24 with updates for July and August 2023 where appropriate.

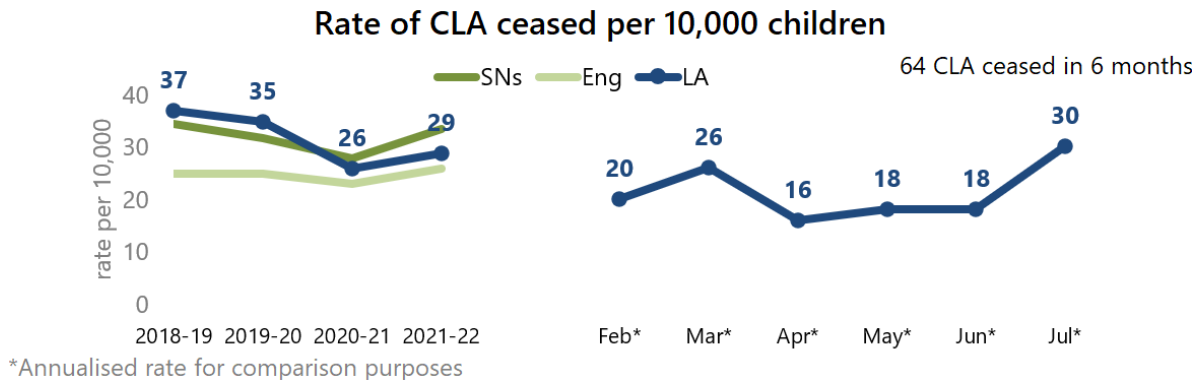
2. Overall Assessment of Performance

- 2.1. At the August there were 373 **children in care** (rate of 69 per 10,000). This is 5 more children than was reported in March 2023 and still within the interquartile range of our statistical neighbours latest published figures (rate of 60-69).
- 2.2. The number of unaccompanied asylum seeker (**UASC**) children has increased to 35, or 0.6% 0-17 population, still some 20 below the revised national transfer scheme threshold.
- 2.3. Although the overall rate of children in care has remained stable in the past few years (the current rate matches the average of 2018-21) the rate of those becoming and ceasing to be in care has reduced, a trend which continued in 2023 albeit with an increase in July.

2.4. The rate over the past 6 months equates to 75 children becoming looked after. Just above the 12 months 141 children in 2022/23



2.5. 64 (rate 30.0) children ceased to be looked after over the 6 months to July 2023 again with a notable increase in July.



2.6. Of the 375 children looked after as at the end of July, 51 are aged 3 or under (% fewer than in May). 17 of these children have not yet reached their first birthday.

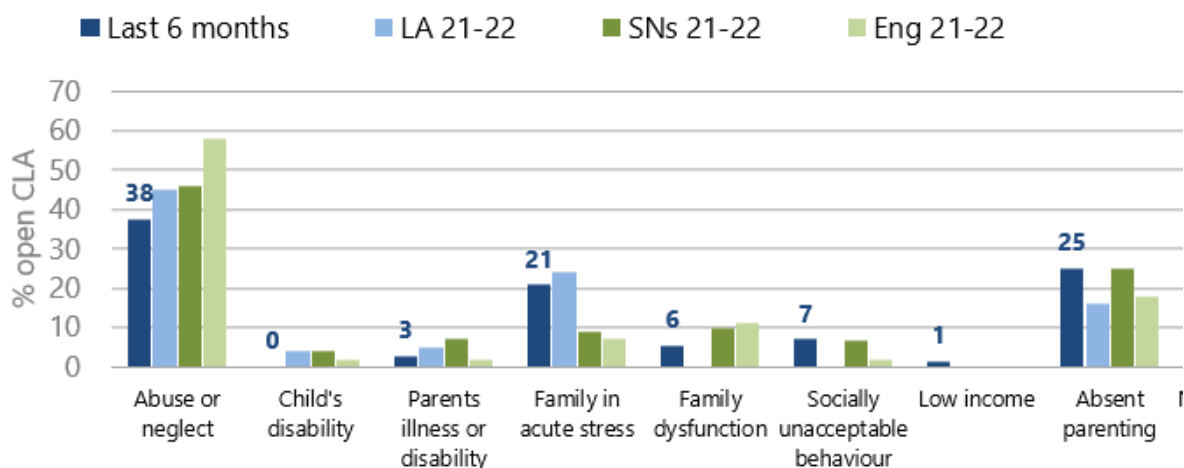
CLA aged 3 or under

March 2020	March 2021	March 2022	March 2023	May 2023	Jul 2023
49	67	60	54	56	51

Following the management audit and implementation of the actions highlighted in the last report the past 6 months data shows that ‘family in acute stress’ given as the reason for children coming into care has reduced again to 21% (was 25%) although still significantly higher than last reported figures for our statistical neighbours. This has now fallen back to be the third most frequent reason for children coming into care with the top reason being Abuse & Neglect accounting for 38% of open cases at the end of July. Absent parenting has increased to 25%.

2.7. A family in acute stress would typically display a combination of factors such as; financial, housing, parental mental health and domestic violence, which combine to put parents in a position where they cannot cope without additional support.

Comparing the primary need of CLA starters

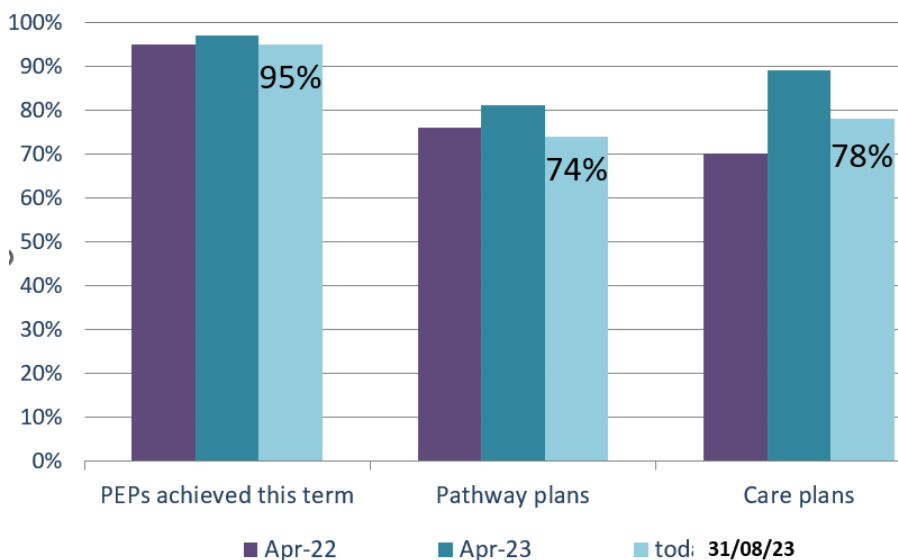


2.8. 3 children have been adopted in the past 6 months, or 5% of those who leave care, this matches our latest SN percentage. 4 young people had a special guardianship order granted in the past 6 months July.

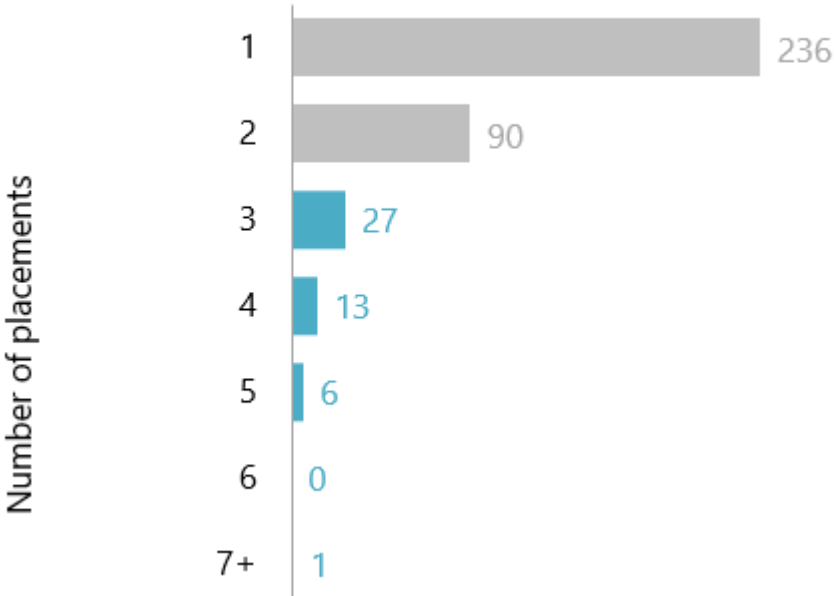
2.9. As of August 2023, 78% of looked after children aged under 16 had an up-to-date Care Plan. The 90% target is especially hard to reach over the summer holidays.

2.10. Of the 130 children in care aged 16 & 17 who require a pathway plan, 85% had up to date plans, above the 80% target.

CiC Plans



- 2.11. Personal education plans (PEPs) have performed well this year, with PEPs achieved during Summer term provisionally term reaching 95%.
- 2.12. Personal education plans (PEPs) have again improved this year and the process is now fully embedded, with PEPs achieved during spring term reaching 97%. Focus is now shifting to the quality and impact of the plans, progress on which will be featured in future reports.
- 2.13. At the end of August, 13% of children with an open episode of care **had three or more placement moves in the last 12 months**. This is now higher than the London and statistical neighbour average.
- 2.14. Placement moves are usually as part of the child’s care plan and can be a positive benefit. For example, a 17-year-old moving into semi supported accommodation as part of their pathway to adulthood or a baby moving from foster care to a mother and bay assessment unit, and then on to being placed with their parents.

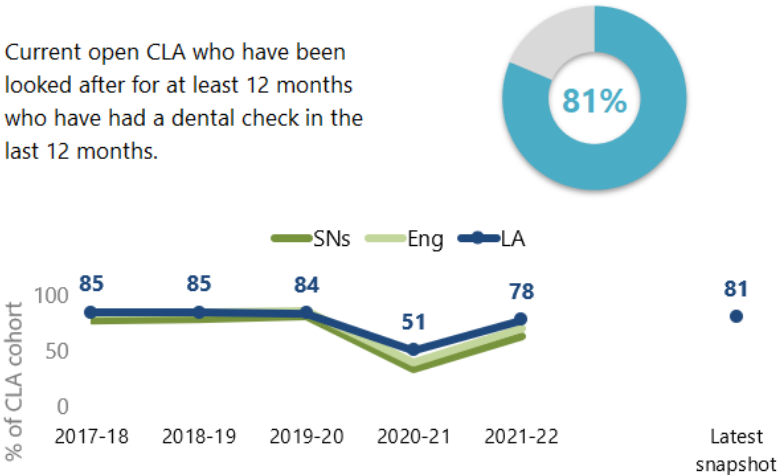


Children under 16 who had been in care for at least 2.5 years in the same placement for at least 2 years, has increased to 70 (55%) and is below levels reported by our statistical neighbours (average 70%). This indicator and the three or more placements indicator should be viewed together to gain a view of placement stability for Haringey’s children in care.

- 2.15. At the end of August, 97% of children who were looked after for at least 12 months had an **up-to-date health assessment**, well exceeding levels of our statistical neighbours’ (92%).

2.16. At the end of March 2021 only 51% of eligible children had up to date **dental visits**. This has now increased to 81% Unfortunately, dental checks have always been a challenging area.

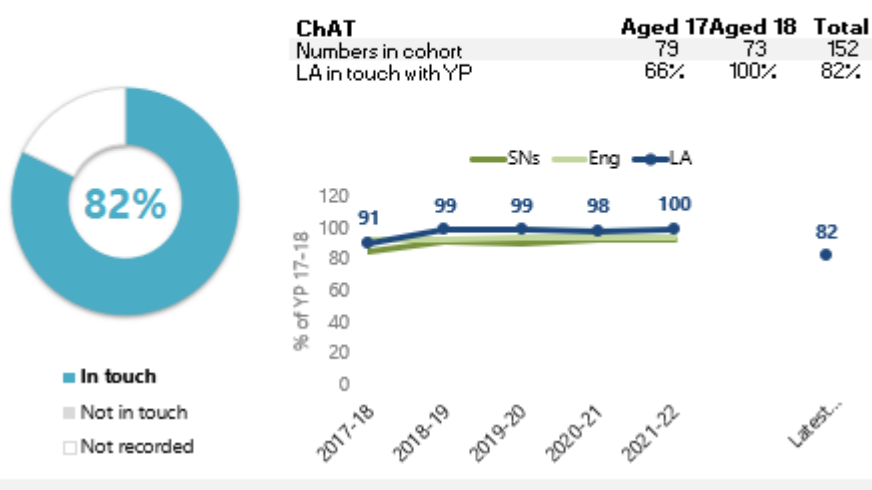
Dental checks



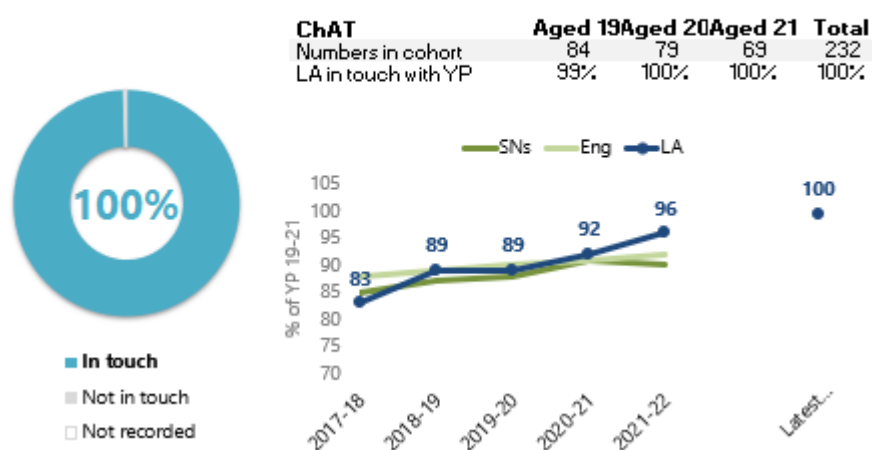
2.17. There are now 669 **care leavers** in receipt of or eligible for leaving care services and increase of 15 since the last Quarter.

2.18. **82% of those aged 17–18-year-olds** were considered as **in touch with the local authority** at the end of August. The others are shown as not recorded as these young people are still in care and are newly included in this cohort, we will be recoding these details in the same as care leavers in the future.

LA in touch with 17-18 year olds (relevant/former relevant)

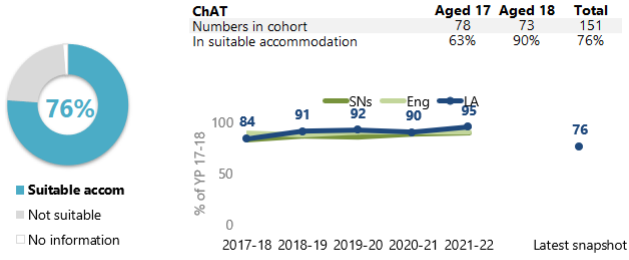


LA in touch with 19-21 year olds (former relevant)

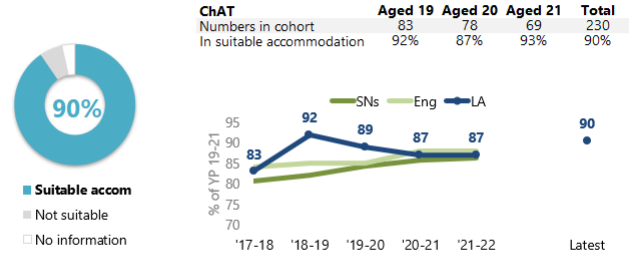


- 2.19. **100% of those aged 19-21** were considered as **in touch with the local authority** at the end of November.
- 2.20. 232 or 53% of the 19–21-year-olds and 51% of 17–18-year-olds were known to be in **Education Employment or Training (EET)**.
- 2.21. 90% of **19–21-year-old care leavers** were known to be in **suitable accommodation** and 76% of 17–18-year-olds, up 6 percentage points.

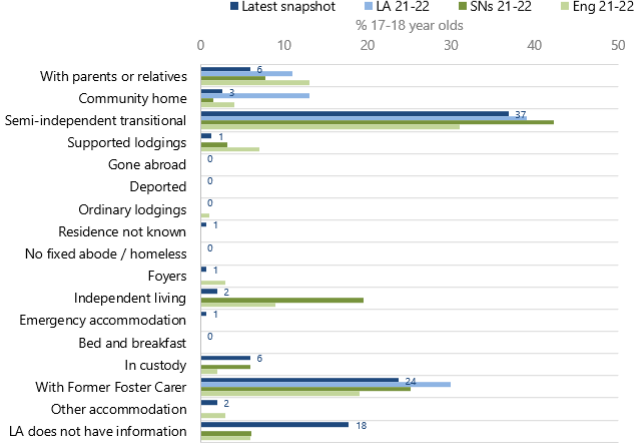
Accommodation suitability of 17-18 year olds (relevant/former relevant)



Accommodation suitability of 19-21 year olds (former relevant)



Accommodation types of 17-18 year olds



Accommodation types of 19-21 year olds

